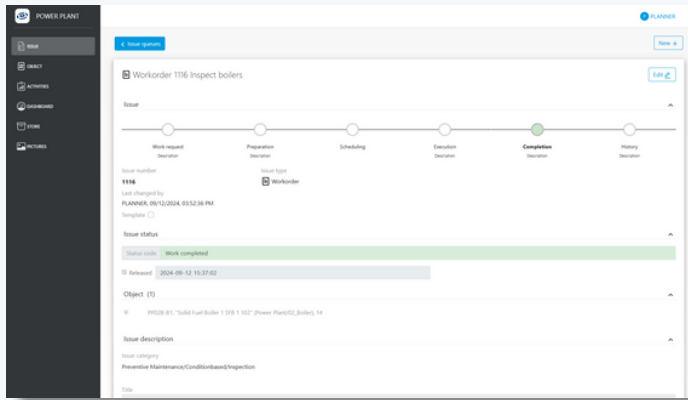
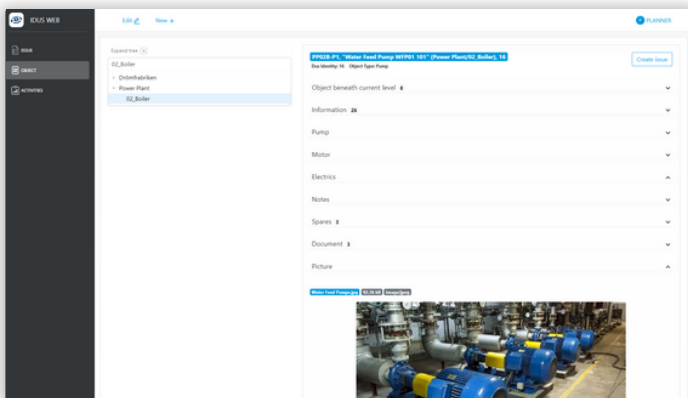


# Did you know that you can use Idus in your browser?

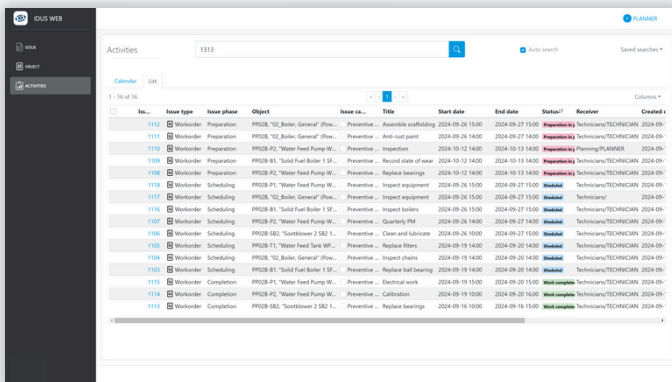


- Manage and create objects
- Manage work orders
- Overview all work orders
- Add time and material



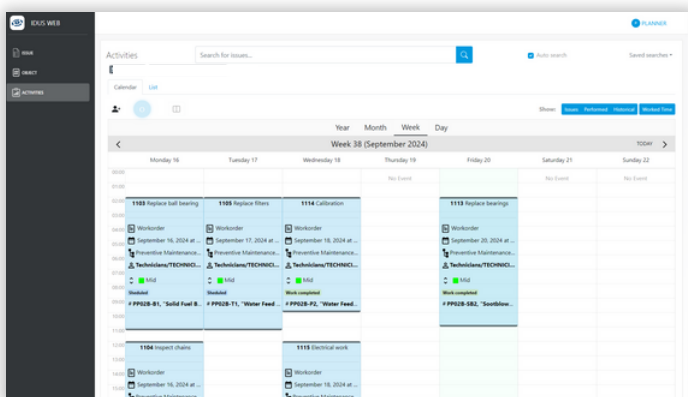
## Manage objects

With Idus Web, it becomes even easier to request work, plan work and receive and report work orders directly in the browser. You can limit part of your plant structure to certain users.



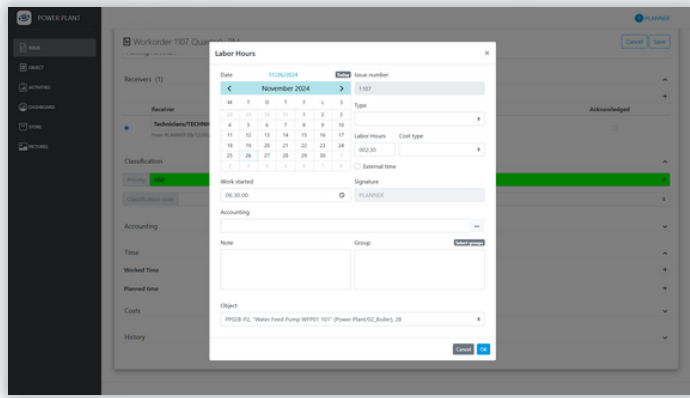
## See all activities

See the entire maintenance requirement in a consolidated list and take care of what you need to do so that nothing falls through the cracks.



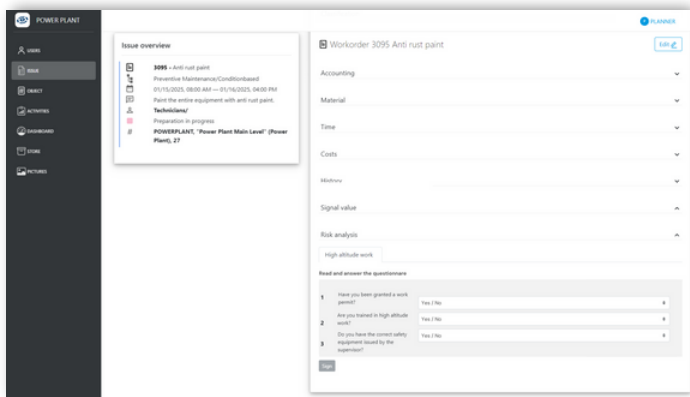
## Distribute work orders

Plan upcoming weeks and decide who has time to do work using the calendar view.



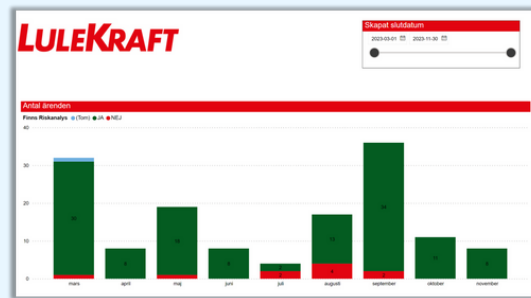
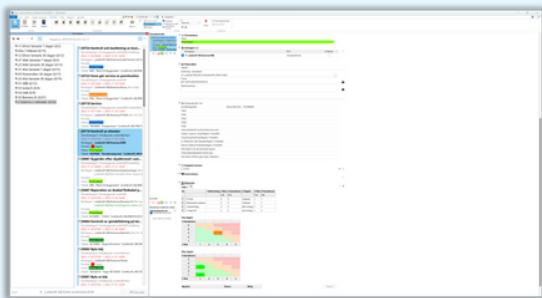
## Report back

Report back important information such as material used and time worked on the work order in Idus.



## Risk assessments

Do your risk assessments directly on the work order and follow up on the adherence.



## Lulekraft assesses risks directly on the work order

- We have been working with risk assessments for a long time, but now we can also see the risk analysis directly on the work order in Idus.

-Performing the risk analysis in Idus goes very quickly when it is located directly on the work order. It's a clear advantage to have everything in the same place, we also avoid using several applications.

- We definitely save time doing the risk analysis this way and it has become a simpler way of working. We can also follow up on the degree of execution, that is a good step forward.



**Kristoffer Lantto**

CMMS coordinator,  
Lulekraft